



2011-2012 GMT Reports for District (or Undistricted) **District 404 A**

GMT: **Mr. MANOJ SHAH**

Location: **NIGERIA**

GMT CA: **6**

CLUBS

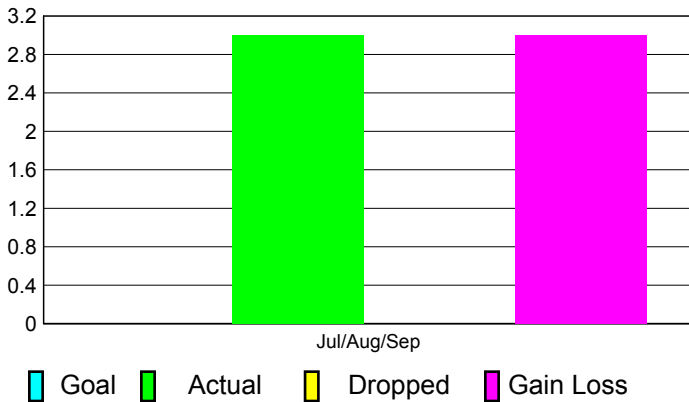
**Club Results
2011-2012**

**Clubs
2010-2011**

Month	New Club Goal	Actual New Clubs	Actual Dropped Clubs	Gain/Loss of Clubs	Gain/Loss of Clubs
Jul/Aug/Sep		3	0	3	1
Totals		3	0	3	1

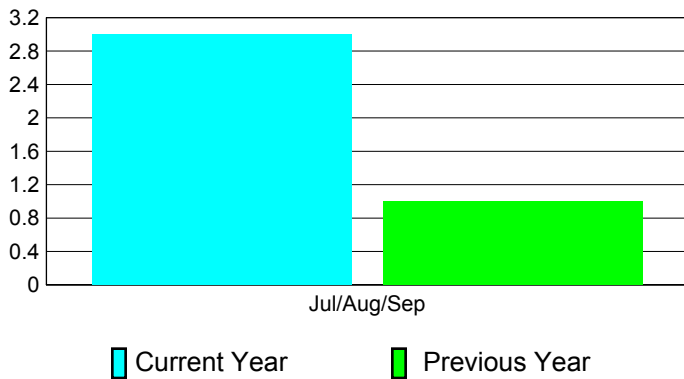
Club Results 2011-2012

Goal, New, Dropped, Gain/Loss




Comparison of Club Gain/Loss

Current Year Compared to the Previous Year



YTD Status Quo Clubs 2011-2012

Status Quo Clubs Compared to Status Quo Members



MEMBERSHIP

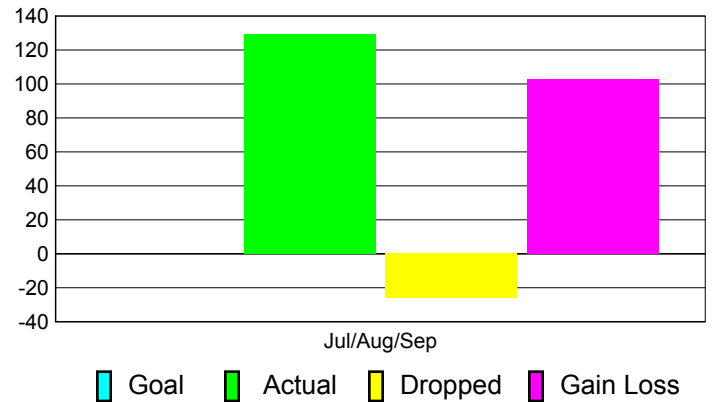
**Membership Results
2011-2012**

**Membership
2010-2011**

Month	Net Memb Goal	Actual New Memb	Actual Dropped Memb	Gain/Loss of Memb	Gain/Loss of Memb
Jul/Aug/Sep		129	-26	103	2
Totals		129	-26	103	2

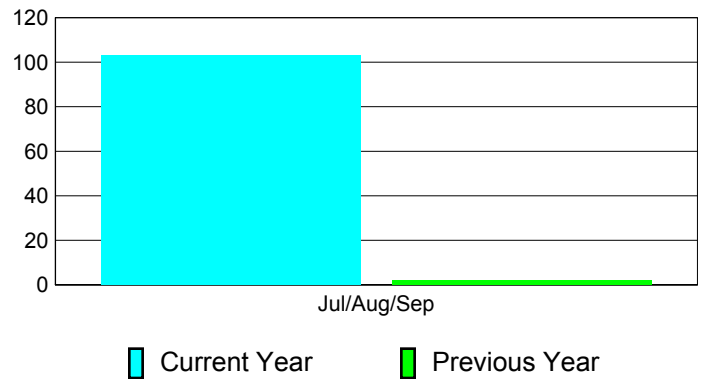
Membership Results 2011-2012

Goal, New, Dropped, Gain/Loss

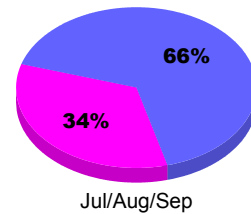


Comparison of Membership Gain/Loss

Current Year Compared to the Previous Year



Gender Comparison 2011-2012



Male Female



2011-2012 GMT Reports for District (or Undistricted) **District 404 B**

GMT: **Mr. MANOJ SHAH**

Location: **NIGERIA**

GMT CA: **6**

CLUBS

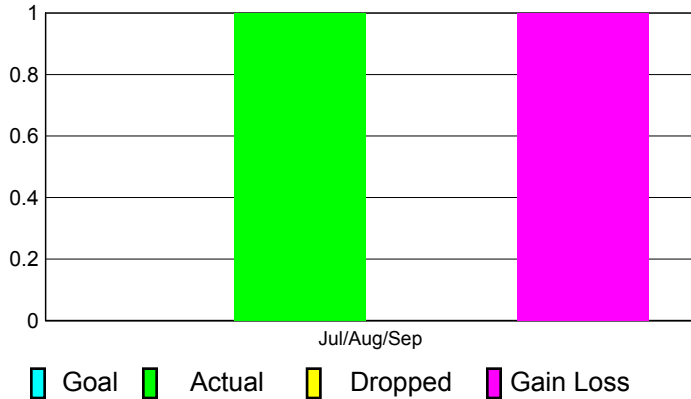
Club Results
2011-2012

Clubs
2010-2011

Month	New Club Goal	Actual New Clubs	Actual Dropped Clubs	Gain/Loss of Clubs	Gain/Loss of Clubs
Jul/Aug/Sep		1	0	1	-10
Totals		1	0	1	-10

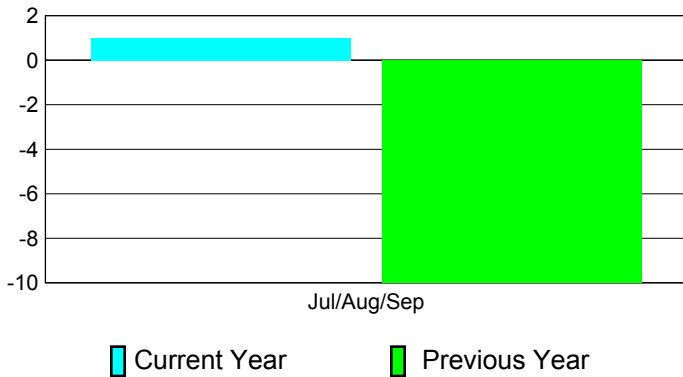
Club Results 2011-2012

Goal, New, Dropped, Gain/Loss




Comparison of Club Gain/Loss

Current Year Compared to the Previous Year



YTD Status Quo Clubs 2011-2012

Status Quo Clubs Compared to Status Quo Members



MEMBERSHIP

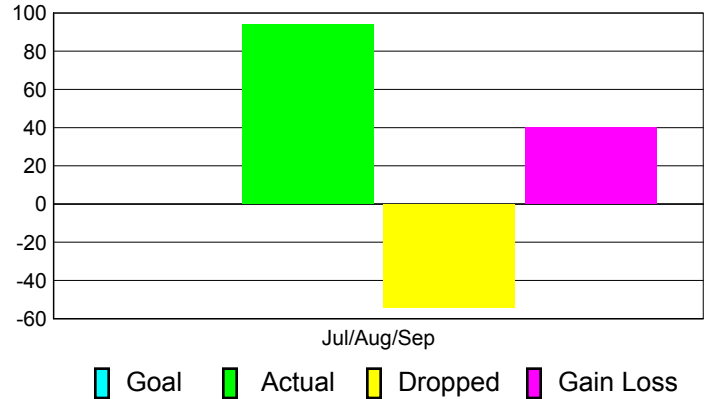
Membership Results
2011-2012

Membership
2010-2011

Month	Net Memb Goal	Actual New Memb	Actual Dropped Memb	Gain/Loss of Memb	Gain/Loss of Memb
Jul/Aug/Sep		94	-54	40	-222
Totals		94	-54	40	-222

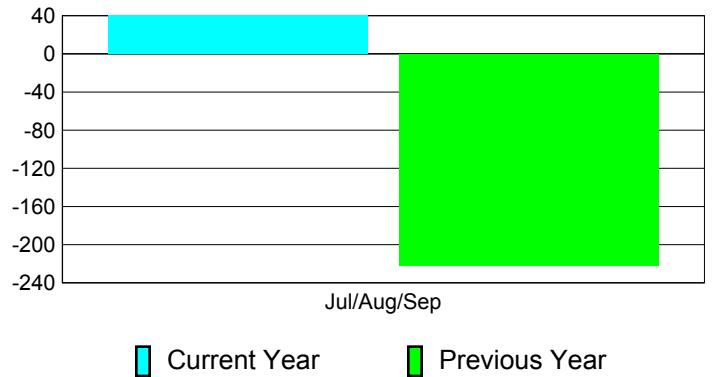
Membership Results 2011-2012

Goal, New, Dropped, Gain/Loss

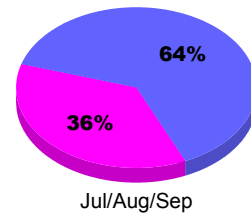


Comparison of Membership Gain/Loss

Current Year Compared to the Previous Year



Gender Comparison 2011-2012



Jul/Aug/Sep

Male Female



2011-2012 GMT Reports for District (or Undistricted) District 411 A KENYA AFRICA

GMT: **Mr. MANOJ SHAH**

Location: **KENYA AFRICA**

GMT CA: **6**

CLUBS

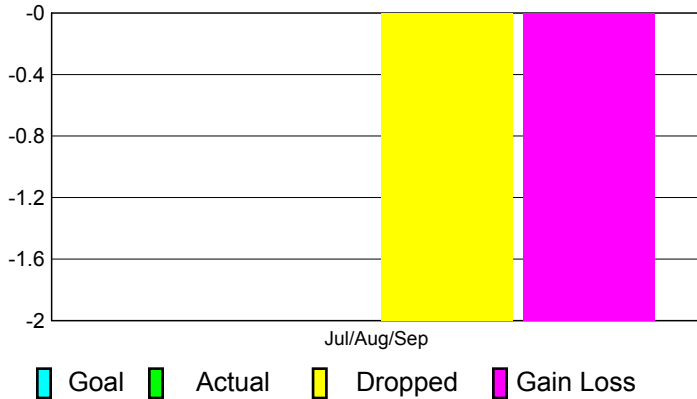
**Club Results
2011-2012**

**Clubs
2010-2011**

Month	New Club Goal	Actual New Clubs	Actual Dropped Clubs	Gain/Loss of Clubs	Gain/Loss of Clubs
Jul/Aug/Sep		0	-2	-2	-1
Totals		0	-2	-2	-1

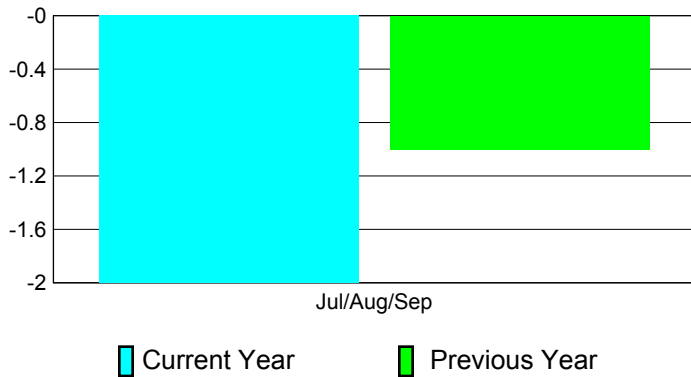
Club Results 2011-2012

Goal, New, Dropped, Gain/Loss




Comparison of Club Gain/Loss

Current Year Compared to the Previous Year



YTD Status Quo Clubs 2011-2012

Status Quo Clubs Compared to Status Quo Members



MEMBERSHIP

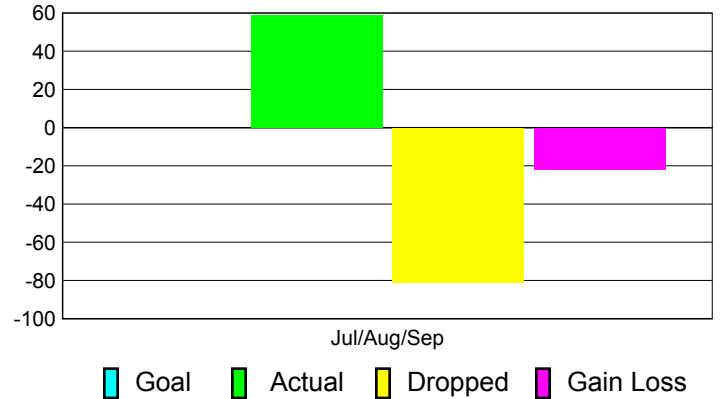
**Membership Results
2011-2012**

**Membership
2010-2011**

Month	Net Memb Goal	Actual New Memb	Actual Dropped Memb	Gain/Loss of Memb	Gain/Loss of Memb
Jul/Aug/Sep		59	-81	-22	-22
Totals		59	-81	-22	-22

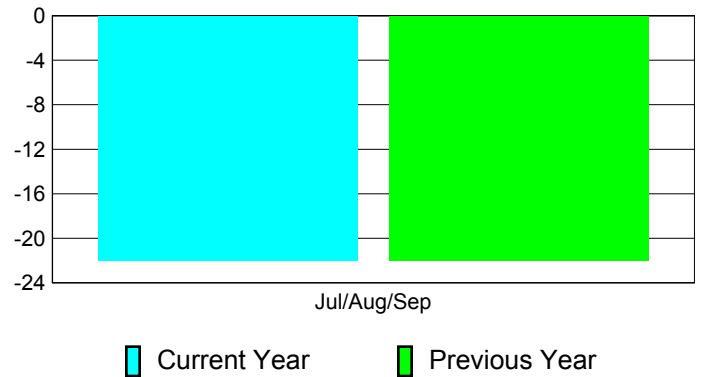
Membership Results 2011-2012

Goal, New, Dropped, Gain/Loss

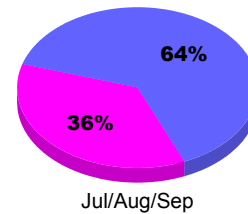


Comparison of Membership Gain/Loss

Current Year Compared to the Previous Year



Gender Comparison 2011-2012



Male Female



2011-2012 GMT Reports for District (or Undistricted) **District 411 A SEYCHELLES**

GMT: **Mr. MANOJ SHAH**

Location: **SEYCHELLES**

GMT CA: **6**

CLUBS


**Club Results
2011-2012**

**Clubs
2010-2011**

Month	New Club Goal	Actual New Clubs	Actual Dropped Clubs	Gain/Loss of Clubs	Gain/Loss of Clubs
Jul/Aug/Sep		0	0	0	0
Totals		0	0	0	0

Club Results 2011-2012


Goal, New, Dropped, Gain/Loss



Legend: Goal (Cyan), Actual (Green), Dropped (Yellow), Gain Loss (Magenta)

Comparison of Club Gain/Loss

Current Year Compared to the Previous Year



Legend: Current Year (Cyan), Previous Year (Green)

YTD Status Quo Clubs 2011-2012

Status Quo Clubs Compared to Status Quo Members



Legend: Status Quo Clubs (Cyan), Total Status Quo Members (Green)

MEMBERSHIP

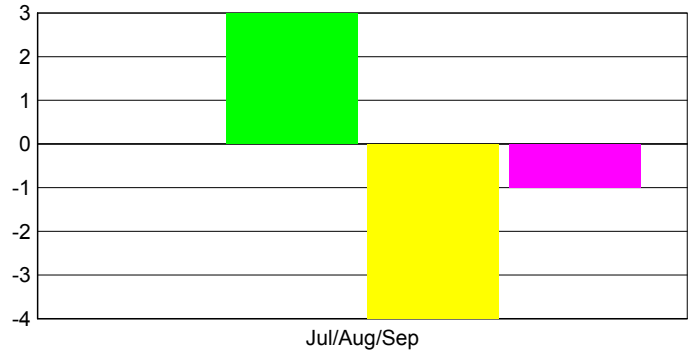
**Membership Results
2011-2012**

**Membership
2010-2011**

Month	Net Memb Goal	Actual New Memb	Actual Dropped Memb	Gain/Loss of Memb	Gain/Loss of Memb
Jul/Aug/Sep		3	-4	-1	11
Totals		3	-4	-1	11

Membership Results 2011-2012

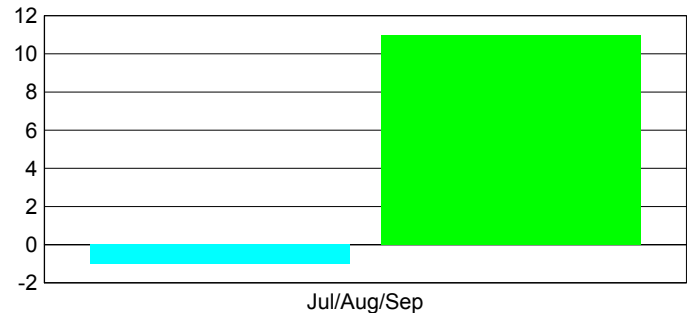
Goal, New, Dropped, Gain/Loss



Legend: Goal (Cyan), Actual (Green), Dropped (Yellow), Gain Loss (Magenta)

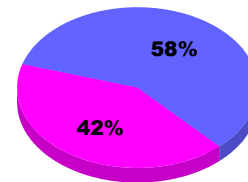
Comparison of Membership Gain/Loss

Current Year Compared to the Previous Year



Legend: Current Year (Cyan), Previous Year (Green)

Gender Comparison 2011-2012



Jul/Aug/Sep

Legend: Male (Blue), Female (Magenta)



2011-2012 GMT Reports for District (or Undistricted) **District 411 A ETHIOPIA**

GMT: **Mr. MANOJ SHAH**

Location: **ETHIOPIA**

GMT CA: **6**

CLUBS


**Club Results
2011-2012**

**Clubs
2010-2011**

Month	New Club Goal	Actual New Clubs	Actual Dropped Clubs	Gain/Loss of Clubs	Gain/Loss of Clubs
Jul/Aug/Sep		0	0	0	0
Totals		0	0	0	0

Club Results 2011-2012


Goal, New, Dropped, Gain/Loss



Legend: Goal (Cyan), Actual (Green), Dropped (Yellow), Gain Loss (Magenta)

Comparison of Club Gain/Loss


Current Year Compared to the Previous Year



Legend: Current Year (Cyan), Previous Year (Green)

YTD Status Quo Clubs 2011-2012

Status Quo Clubs Compared to Status Quo Members



Legend: Status Quo Clubs (Cyan), Total Status Quo Members (Green)

MEMBERSHIP

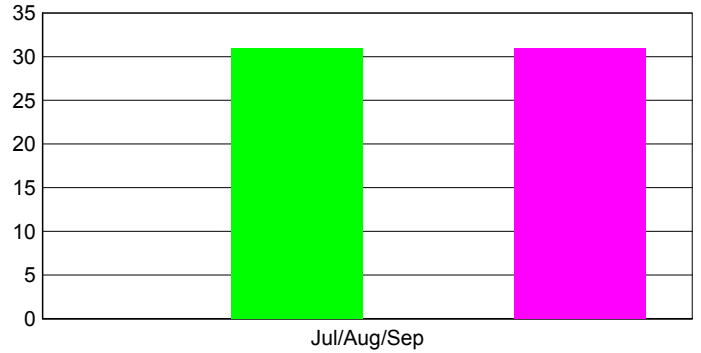
**Membership Results
2011-2012**

**Membership
2010-2011**

Month	Net Memb Goal	Actual New Memb	Actual Dropped Memb	Gain/Loss of Memb	Gain/Loss of Memb
Jul/Aug/Sep		31	0	31	-4
Totals		31	0	31	-4

Membership Results 2011-2012

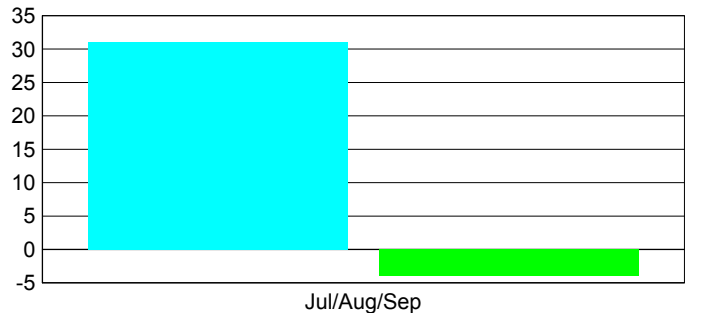
Goal, New, Dropped, Gain/Loss



Legend: Goal (Cyan), Actual (Green), Dropped (Yellow), Gain Loss (Magenta)

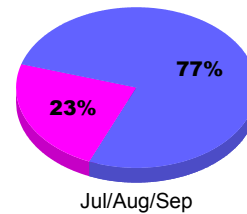
Comparison of Membership Gain/Loss

Current Year Compared to the Previous Year



Legend: Current Year (Cyan), Previous Year (Green)

Gender Comparison 2011-2012



Jul/Aug/Sep

Legend: Male (Cyan), Female (Magenta)



2011-2012 GMT Reports for District (or Undistricted) **District 411 B TANZANIA**

GMT: **Mr. MANOJ SHAH**

Location: **TANZANIA**

GMT CA: **6**

CLUBS

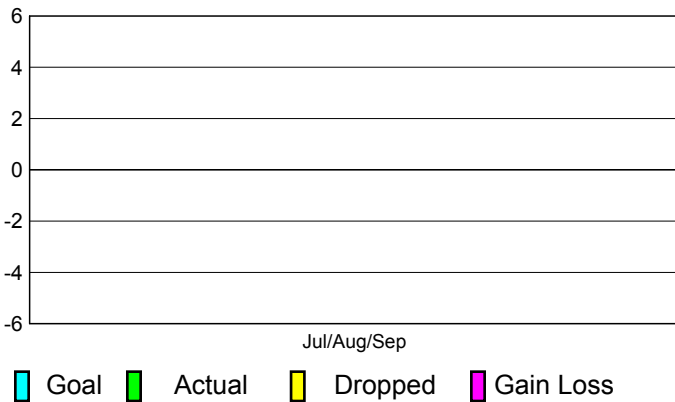
Club Results
2011-2012

Clubs
2010-2011

Month	New Club Goal	Actual New Clubs	Actual Dropped Clubs	Gain/Loss of Clubs	Gain/Loss of Clubs
Jul/Aug/Sep		0	0	0	-2
Totals		0	0	0	-2

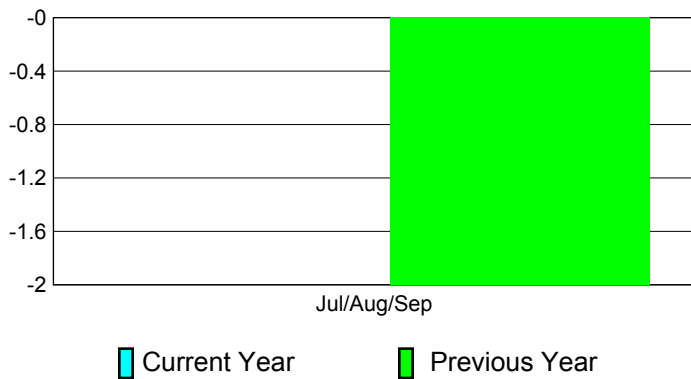
Club Results 2011-2012

Goal, New, Dropped, Gain/Loss




Comparison of Club Gain/Loss

Current Year Compared to the Previous Year



YTD Status Quo Clubs 2011-2012

Status Quo Clubs Compared to Status Quo Members



MEMBERSHIP

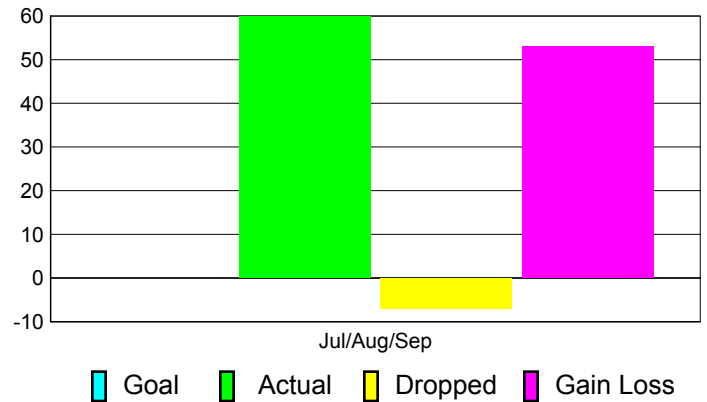
Membership Results
2011-2012

Membership
2010-2011

Month	Net Memb Goal	Actual New Memb	Actual Dropped Memb	Gain/Loss of Memb	Gain/Loss of Memb
Jul/Aug/Sep		60	-7	53	-53
Totals		60	-7	53	-53

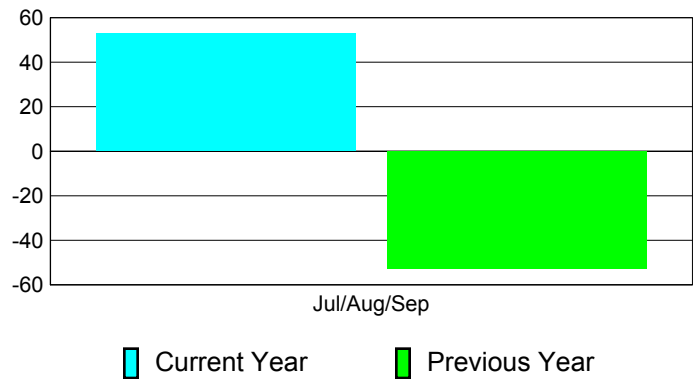
Membership Results 2011-2012

Goal, New, Dropped, Gain/Loss

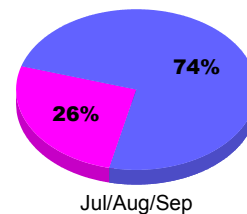


Comparison of Membership Gain/Loss

Current Year Compared to the Previous Year



Gender Comparison 2011-2012



Jul/Aug/Sep

Male Female



2011-2012 GMT Reports for District (or Undistricted) District 411 B UGANDA

GMT: **Mr. MANOJ SHAH**

Location: **UGANDA**

GMT CA: **6**

CLUBS

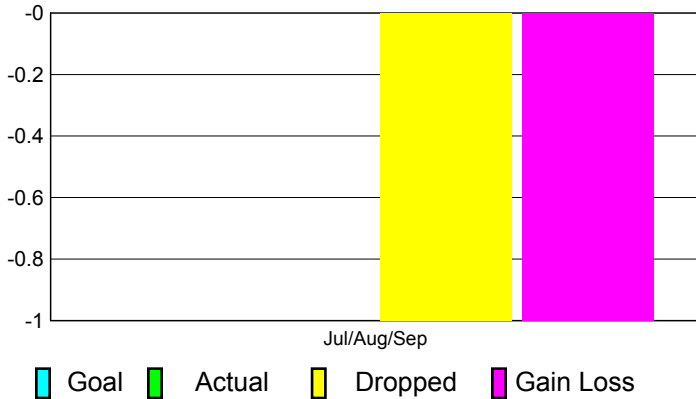
Club Results
2011-2012

Clubs
2010-2011

Month	New Club Goal	Actual New Clubs	Actual Dropped Clubs	Gain/Loss of Clubs	Gain/Loss of Clubs
Jul/Aug/Sep		0	-1	-1	0
Totals		0	-1	-1	0

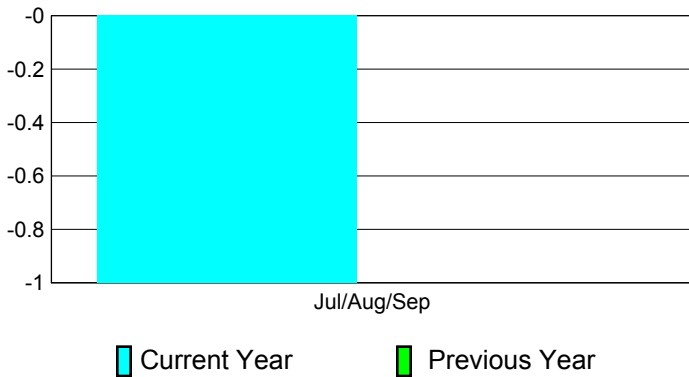
Club Results 2011-2012

Goal, New, Dropped, Gain/Loss



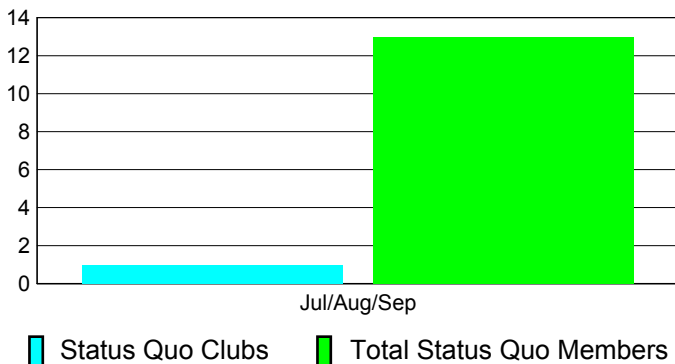
Comparison of Club Gain/Loss

Current Year Compared to the Previous Year



YTD Status Quo Clubs 2011-2012

Status Quo Clubs Compared to Status Quo Members



MEMBERSHIP

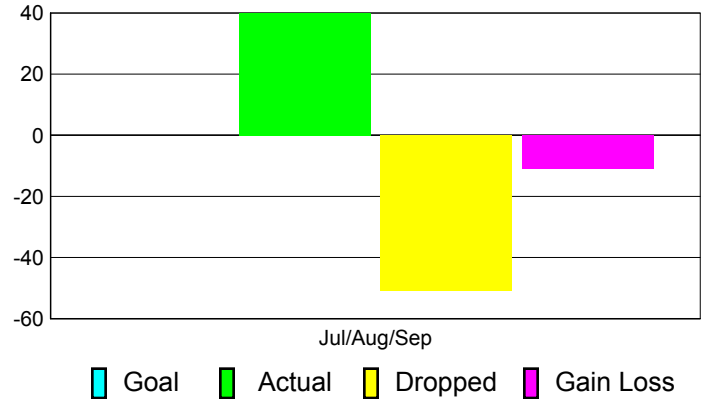
Membership Results
2011-2012

Membership
2010-2011

Month	Net Memb Goal	Actual New Memb	Actual Dropped Memb	Gain/Loss of Memb	Gain/Loss of Memb
Jul/Aug/Sep		40	-51	-11	18
Totals		40	-51	-11	18

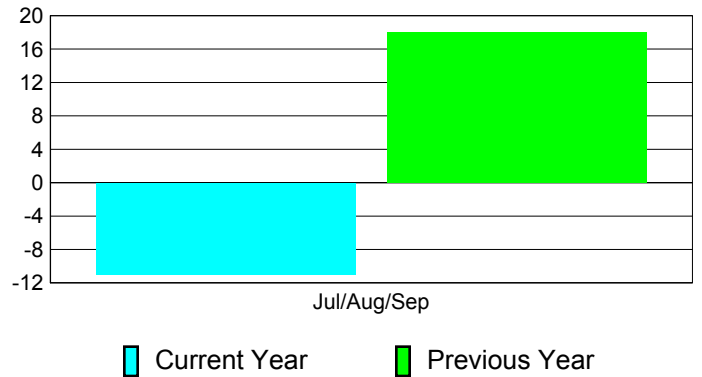
Membership Results 2011-2012

Goal, New, Dropped, Gain/Loss

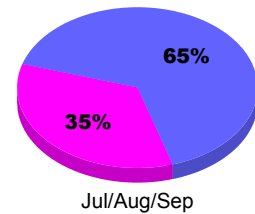


Comparison of Membership Gain/Loss

Current Year Compared to the Previous Year



Gender Comparison 2011-2012



Male Female



2011-2012 GMT Reports for District (or Undistricted) **District 412 BOTSWANA**

GMT: **Mr. MANOJ SHAH**

Location: **BOTSWANA**

GMT CA: **6**

CLUBS


Club Results
2011-2012

Clubs
2010-2011

Month	New Club Goal	Actual New Clubs	Actual Dropped Clubs	Gain/Loss of Clubs	Gain/Loss of Clubs
Jul/Aug/Sep		0	0	0	-1
Totals		0	0	0	-1

Club Results 2011-2012

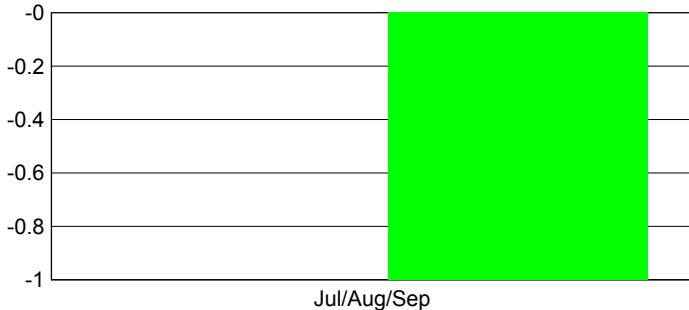
Goal, New, Dropped, Gain/Loss



Legend: Goal (Cyan), Actual (Green), Dropped (Yellow), Gain Loss (Magenta)

Comparison of Club Gain/Loss


Current Year Compared to the Previous Year



Legend: Current Year (Cyan), Previous Year (Green)

YTD Status Quo Clubs 2011-2012

Status Quo Clubs Compared to Status Quo Members



Legend: Status Quo Clubs (Cyan), Total Status Quo Members (Green)

MEMBERSHIP

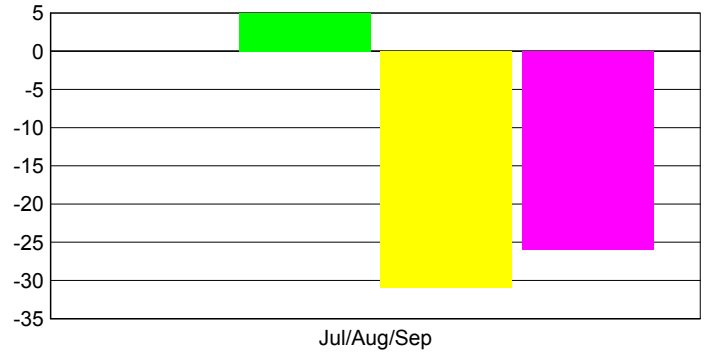
Membership Results
2011-2012

Membership
2010-2011

Month	Net Memb Goal	Actual New Memb	Actual Dropped Memb	Gain/Loss of Memb	Gain/Loss of Memb
Jul/Aug/Sep		5	-31	-26	1
Totals		5	-31	-26	1

Membership Results 2011-2012

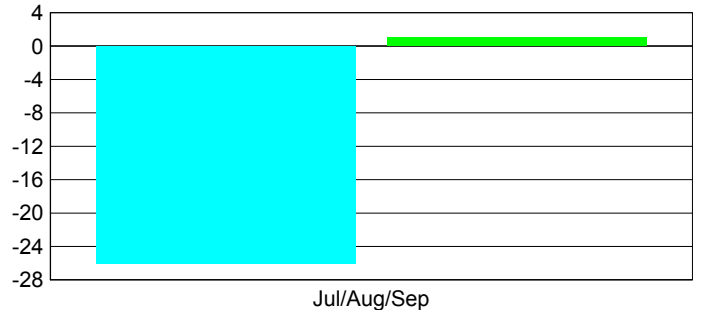
Goal, New, Dropped, Gain/Loss



Legend: Goal (Cyan), Actual (Green), Dropped (Yellow), Gain Loss (Magenta)

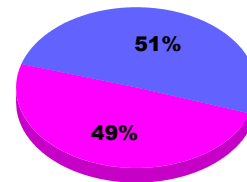
Comparison of Membership Gain/Loss

Current Year Compared to the Previous Year



Legend: Current Year (Cyan), Previous Year (Green)

Gender Comparison 2011-2012



Jul/Aug/Sep

Legend: Male (Blue), Female (Magenta)



2011-2012 GMT Reports for District (or Undistricted) **District 412 ZIMBABWE**

GMT: **Mr. MANOJ SHAH**

Location: **ZIMBABWE**

GMT CA: **6**

CLUBS

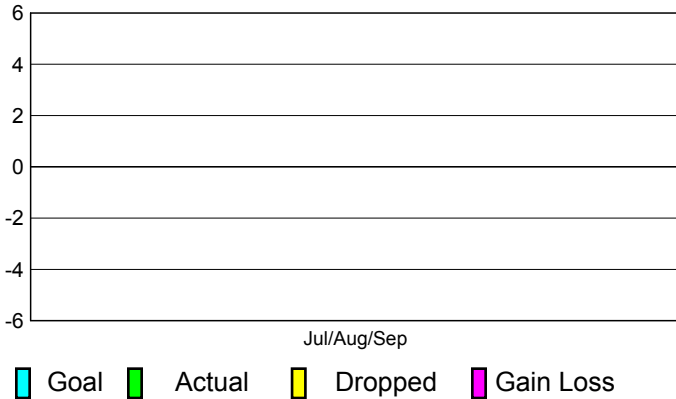
**Club Results
2011-2012**

**Clubs
2010-2011**

Month	New Club Goal	Actual New Clubs	Actual Dropped Clubs	Gain/Loss of Clubs	Gain/Loss of Clubs
Jul/Aug/Sep		0	0	0	0
Totals		0	0	0	0


Club Results 2011-2012

Goal, New, Dropped, Gain/Loss



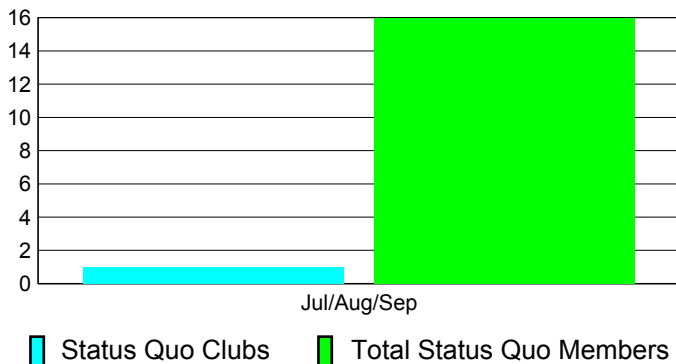
Comparison of Club Gain/Loss

Current Year Compared to the Previous Year



YTD Status Quo Clubs 2011-2012

Status Quo Clubs Compared to Status Quo Members



MEMBERSHIP

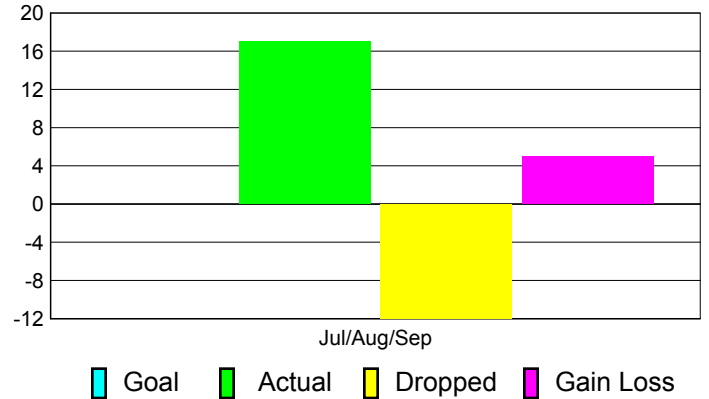
**Membership Results
2011-2012**

**Membership
2010-2011**

Month	Net Memb Goal	Actual New Memb	Actual Dropped Memb	Gain/Loss of Memb	Gain/Loss of Memb
Jul/Aug/Sep		17	-12	5	-17
Totals		17	-12	5	-17

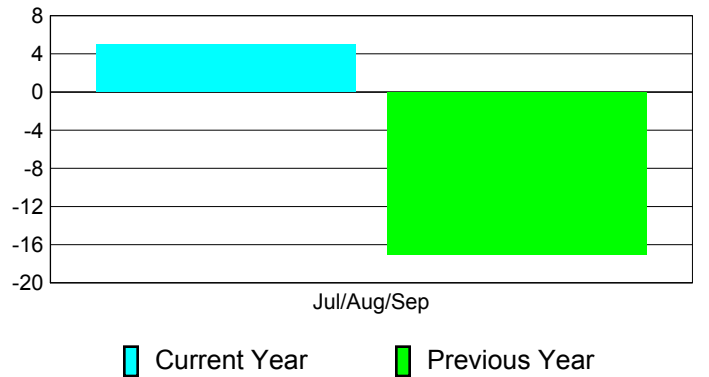
Membership Results 2011-2012

Goal, New, Dropped, Gain/Loss

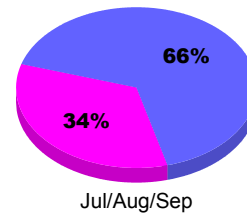


Comparison of Membership Gain/Loss

Current Year Compared to the Previous Year



Gender Comparison 2011-2012



Male Female



2011-2012 GMT Reports for District (or Undistricted) **District 412 MALAWI**

GMT: **Mr. MANOJ SHAH**

Location: **MALAWI**

GMT CA: **6**

CLUBS

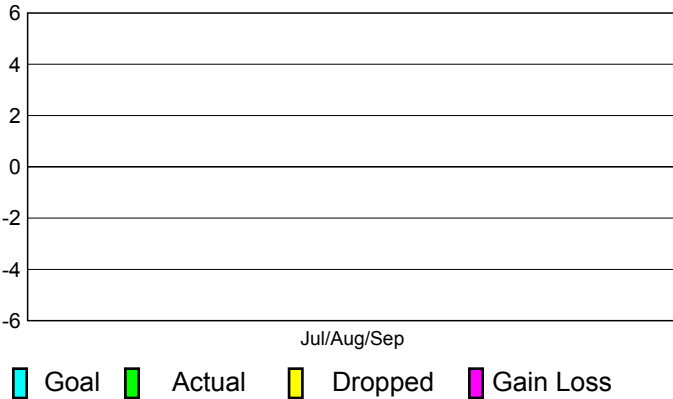
Club Results
2011-2012

Clubs
2010-2011

Month	New Club Goal	Actual New Clubs	Actual Dropped Clubs	Gain/Loss of Clubs	Gain/Loss of Clubs
Jul/Aug/Sep		0	0	0	-1
Totals		0	0	0	-1

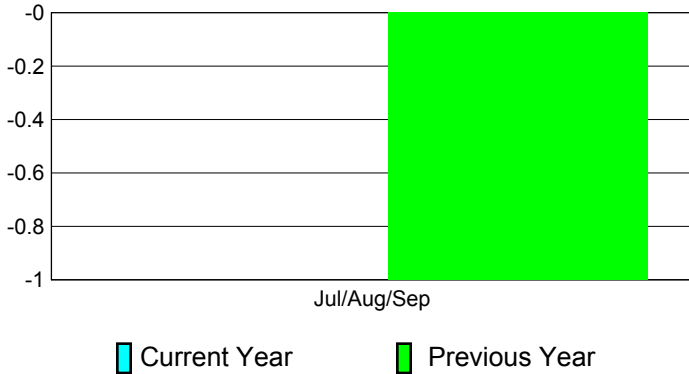
Club Results 2011-2012

Goal, New, Dropped, Gain/Loss




Comparison of Club Gain/Loss

Current Year Compared to the Previous Year



YTD Status Quo Clubs 2011-2012

Status Quo Clubs Compared to Status Quo Members



MEMBERSHIP

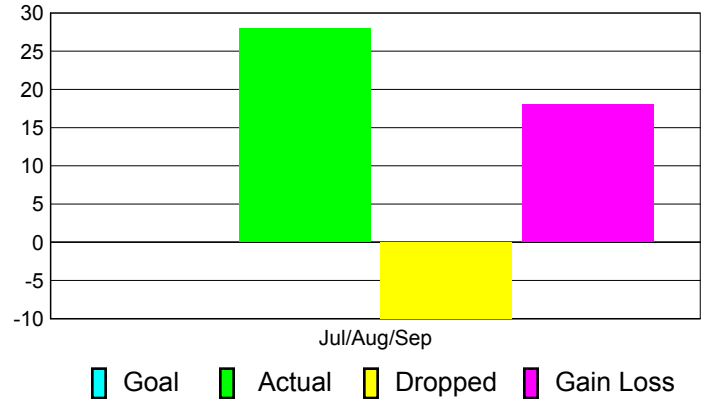
Membership Results
2011-2012

Membership
2010-2011

Month	Net Memb Goal	Actual New Memb	Actual Dropped Memb	Gain/Loss of Memb	Gain/Loss of Memb
Jul/Aug/Sep		28	-10	18	-8
Totals		28	-10	18	-8

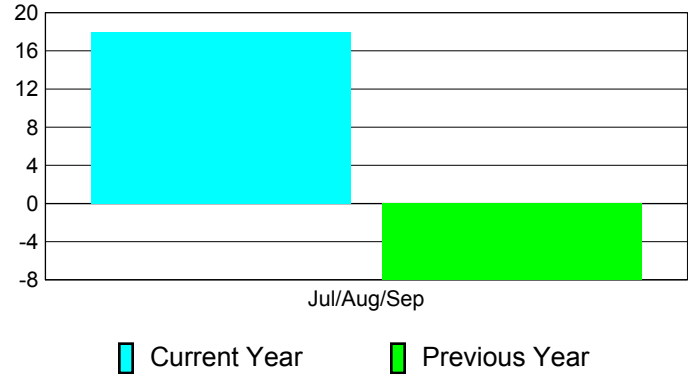
Membership Results 2011-2012

Goal, New, Dropped, Gain/Loss

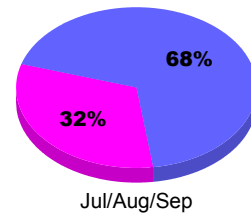


Comparison of Membership Gain/Loss

Current Year Compared to the Previous Year



Gender Comparison 2011-2012



Male Female



2011-2012 GMT Reports for District (or Undistricted) **District 412 MOZAMBIQUE**

GMT: **Mr. MANOJ SHAH**

Location: **MOZAMBIQUE**

GMT CA: **6**

CLUBS


**Club Results
2011-2012**

**Clubs
2010-2011**

Month	New Club Goal	Actual New Clubs	Actual Dropped Clubs	Gain/Loss of Clubs	Gain/Loss of Clubs
Jul/Aug/Sep		0	0	0	0
Totals		0	0	0	0

Club Results 2011-2012


Goal, New, Dropped, Gain/Loss



Goal Actual Dropped Gain Loss

Comparison of Club Gain/Loss


Current Year Compared to the Previous Year



Current Year Previous Year

YTD Status Quo Clubs 2011-2012

Status Quo Clubs Compared to Status Quo Members



Status Quo Clubs Total Status Quo Members

MEMBERSHIP


**Membership Results
2011-2012**

**Membership
2010-2011**

Month	Net Memb Goal	Actual New Memb	Actual Dropped Memb	Gain/Loss of Memb	Gain/Loss of Memb
Jul/Aug/Sep		0	0	0	0
Totals		0	0	0	0

Membership Results 2011-2012

Goal, New, Dropped, Gain/Loss



Goal Actual Dropped Gain Loss

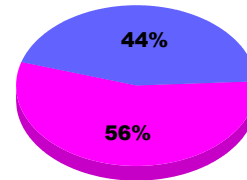
Comparison of Membership Gain/Loss

Current Year Compared to the Previous Year



Current Year Previous Year

Gender Comparison 2011-2012



Male Female



2011-2012 GMT Reports for District (or Undistricted) **District 413**

GMT: **Mr. MANOJ SHAH**

Location: **ZAMBIA**

GMT CA: **6**

CLUBS

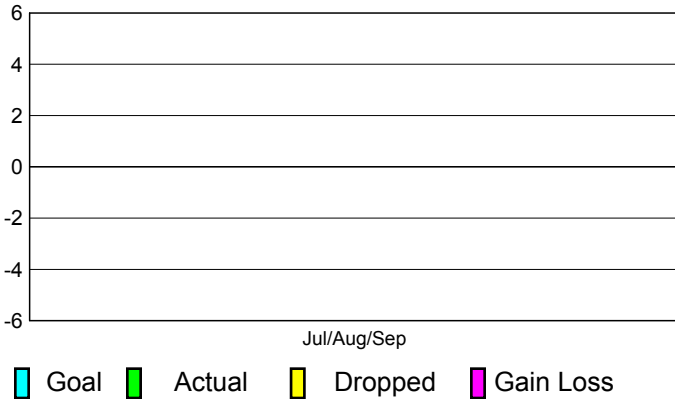
Club Results
2011-2012

Clubs
2010-2011

Month	New Club Goal	Actual New Clubs	Actual Dropped Clubs	Gain/Loss of Clubs	Gain/Loss of Clubs
Jul/Aug/Sep		0	0	0	-1
Totals		0	0	0	-1

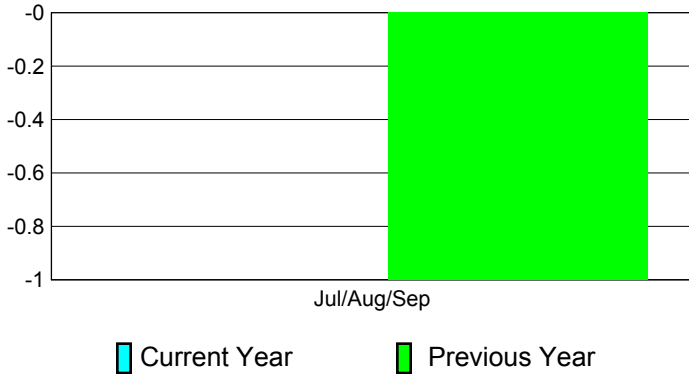
Club Results 2011-2012

Goal, New, Dropped, Gain/Loss




Comparison of Club Gain/Loss

Current Year Compared to the Previous Year



YTD Status Quo Clubs 2011-2012

Status Quo Clubs Compared to Status Quo Members



MEMBERSHIP

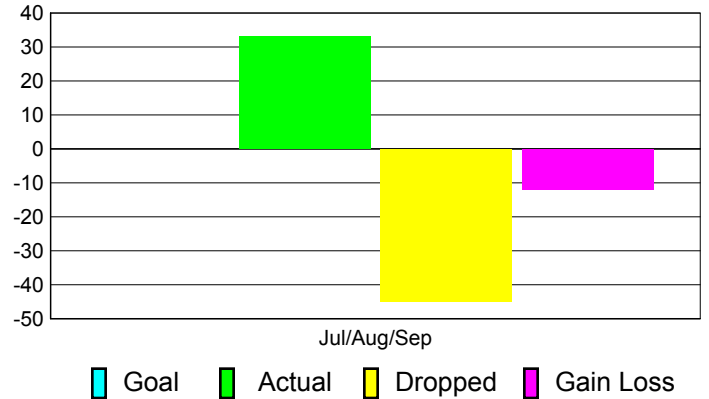
Membership Results
2011-2012

Membership
2010-2011

Month	Net Memb Goal	Actual New Memb	Actual Dropped Memb	Gain/Loss of Memb	Gain/Loss of Memb
Jul/Aug/Sep		33	-45	-12	-18
Totals		33	-45	-12	-18

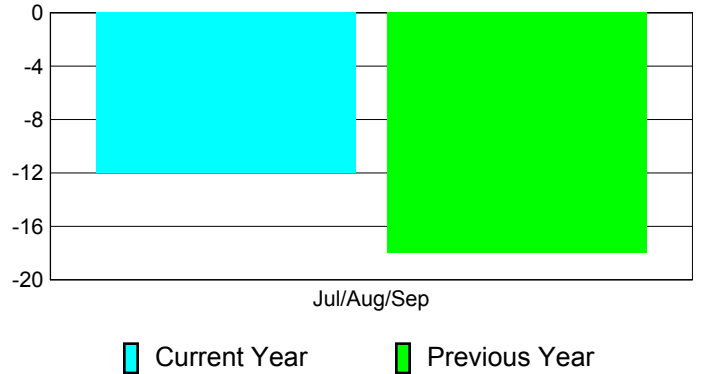
Membership Results 2011-2012

Goal, New, Dropped, Gain/Loss

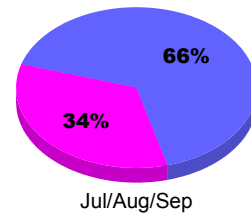


Comparison of Membership Gain/Loss

Current Year Compared to the Previous Year



Gender Comparison 2011-2012



Male Female